

Bee County, Texas

SCHEDULE OF INVESTMENT ACTIVITY


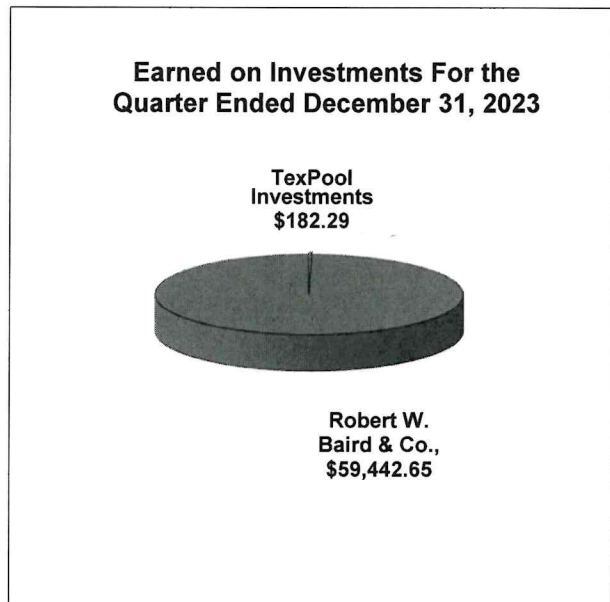
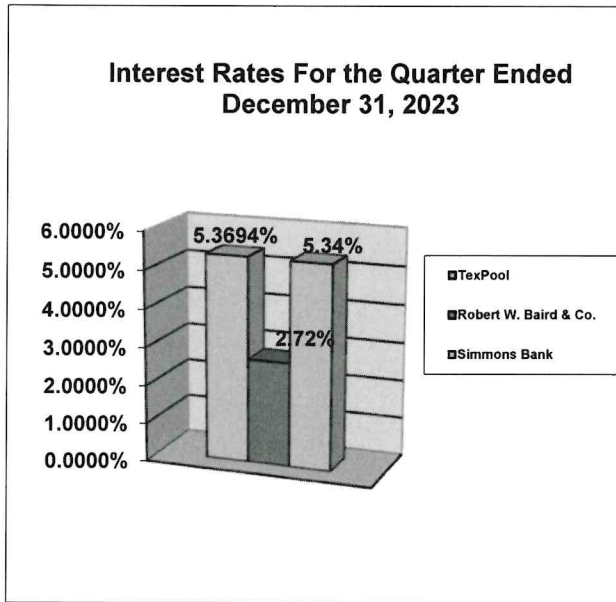
For The Quarter Ending December 31, 2023

Prepared By:
County Auditor's Office

A handwritten signature in blue ink, consisting of a stylized 'V' followed by a series of loops and a final horizontal stroke.

**Bee County, Texas
Schedule of Investment Activity Combined
For the Quarter Ended December 31, 2023**

| Investments | Balance 9/30/2023 | Deposits | Withdrawals | Interest | Balance 12/31/2023 |
|-----------------------|----------------------|-------------|-----------------|------------------|-----------------------|
| TexPool Investments | 13,421.95 | 0.00 | 0.00 | 182.29 | 13,604.24 |
| Robert W. Baird & Co. | 8,088,512.85 | 0.00 | 4,044.25 | 59,442.65 | 8,143,911.25 |
| TOTALS | 8,101,934.80 | 0.00 | 4,044.25 | 59,624.94 | 8,157,515.49 |



April A. Cantu

 April A. Cantu, Bee County Auditor

Bee County, Texas
Schedule of Investment Activity Combined
For the Quarter Ended December 31, 2023

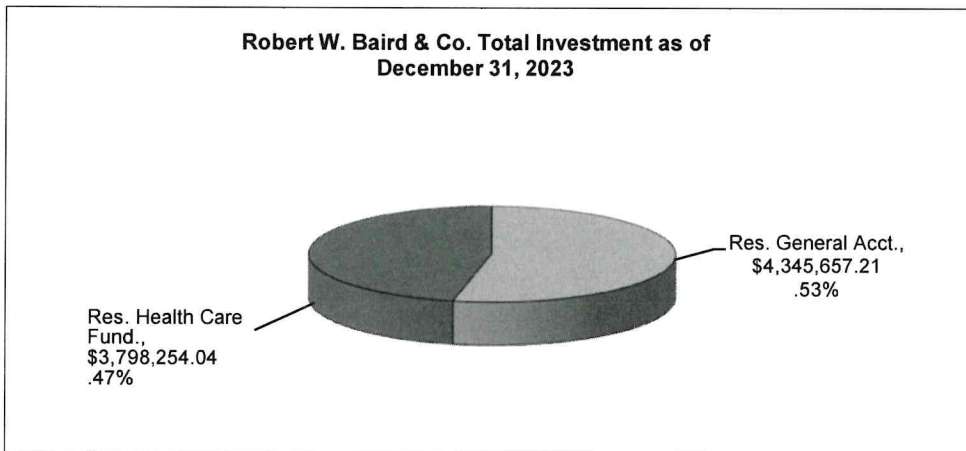
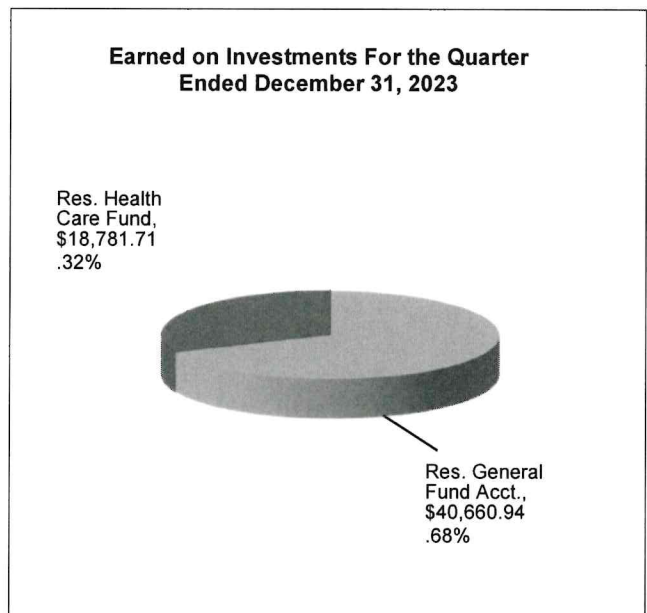
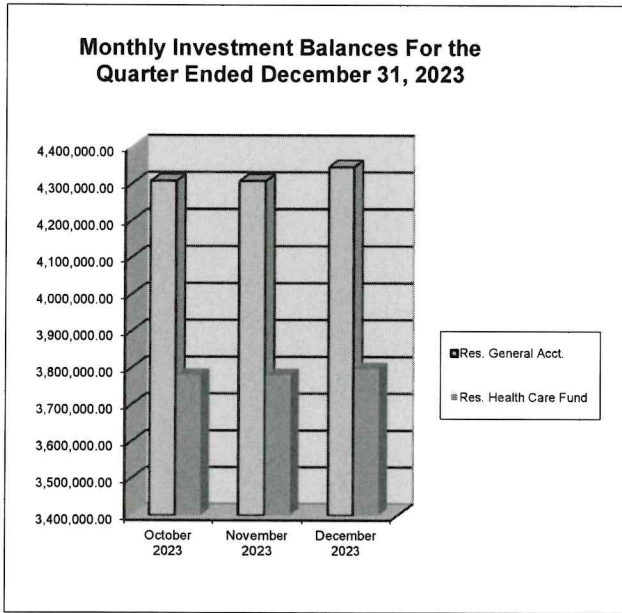
| MONTHLY BALANCES | <u>December 31, 2023</u> |
|-----------------------|----------------------------|
| TexPool Investments | 13,604.24 |
| Robert W. Baird & Co. | 8,143,911.25 |
| Total Monthly Balance | <u><u>8,157,515.49</u></u> |

| INTEREST EARNED | <u>December 31, 2023</u> |
|--|--------------------------|
| TexPool Investments | 182.29 |
| Robert W. Baird & Co. | 59,442.65 |
| Robert W. Baird & Co. Prof. Services | -4,044.25 |
| Robert W. Baird & Co. Cost Rpt. & Other Exp. | 0.00 |
| Total Monthly Balance | <u><u>55,580.69</u></u> |

| INTEREST RATES | <u>December 31, 2023</u> |
|-----------------------|--------------------------|
| TexPool Investments | 5.3694% |
| Robert W. Baird & Co. | 2.72% |
| Simmons Bank | 5.34% |

Bee County, Texas
Schedule of Investment Activity Robert W. Baird & Co.
For the Quarter Ended December 31, 2023

| Robert W. Baird & Co. Investments | Balance 9/30/2023 | Deposits | Withdrawals | Interest | Balance 12/31/2023 |
|-----------------------------------|----------------------|-------------|-----------------|------------------|-----------------------|
| 012 Reserve General Account | 4,307,149.84 | 0.00 | 2,153.57 | 40,660.94 | 4,345,657.21 |
| 023 Reserve Health Care Fund | 3,781,363.01 | 0.00 | 1,890.68 | 18,781.71 | 3,798,254.04 |
| TOTALS | 8,088,512.85 | 0.00 | 4,044.25 | 59,442.65 | 8,143,911.25 |



April A. Cantu
 April A. Cantu, Bee County Auditor

Bee County, Texas
Schedule of Investment Activity Robert W. Baird & Co.
For the Quarter Ended December 31, 2023

| MONTHLY BALANCES | October 2023 | November 2023 | December 2023 |
|------------------------------|---------------------|---------------------|---------------------|
| 012 Reserve General Account | 4,307,149.84 | 4,307,149.84 | 4,345,657.21 |
| 023 Reserve Health Care Fund | 3,781,363.01 | 3,781,363.01 | 3,798,254.04 |
| Total Monthly Balance | 8,088,512.85 | 8,088,512.85 | 8,143,911.25 |


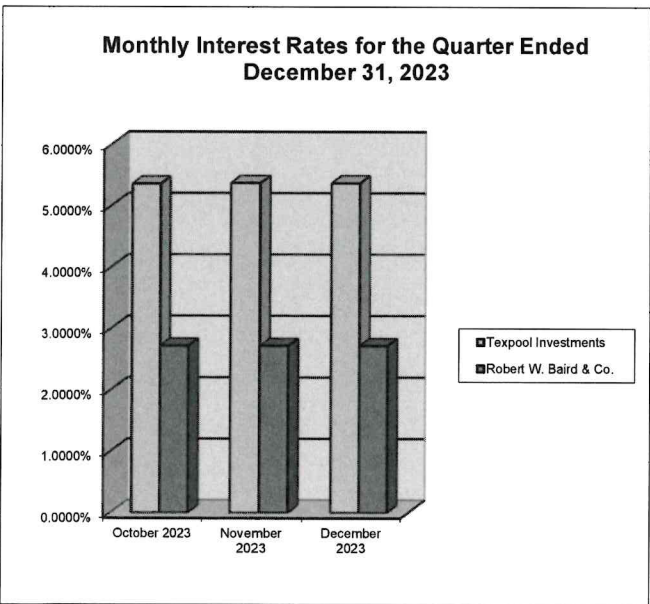
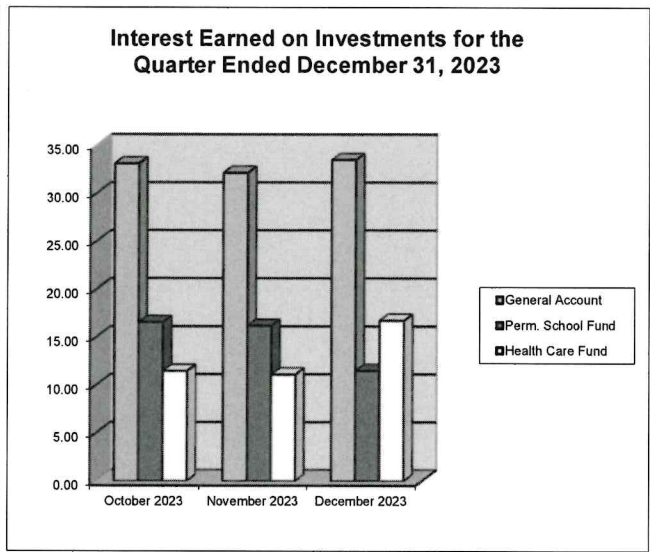
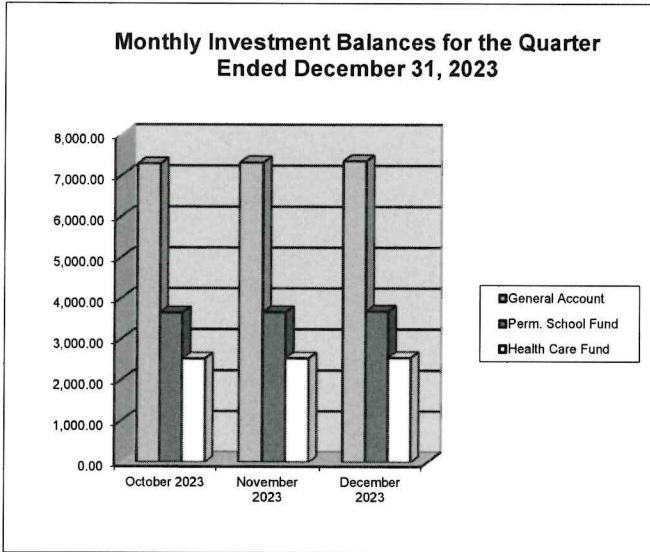
| INTEREST EARNED | October 2023 | November 2023 | December 2023 |
|---|--------------|---------------|------------------|
| 012 Reserve General Account | 0.00 | 0.00 | 40,660.94 |
| 023 & 083 Reserve Health Care Fund | 0.00 | 0.00 | 18,781.71 |
| General & HealthCare Fund Prof Services Fee | 0.00 | 0.00 | -4,044.25 |
| Other Fees & Costs | 0.00 | 0.00 | |
| Total Monthly Balance | 0.00 | 0.00 | 55,398.40 |

| INTEREST RATES | October 2023 | November 2023 | December 2023 |
|-----------------------|--------------|---------------|---------------|
| Robert W. Baird & Co. | 2.72% | 2.72% | 2.72% |

| GENERAL ACCT INVESTMENTS | October 2023 | November 2023 | December 2023 |
|-----------------------------------|---------------------|---------------------|---------------------|
| General Fund 012 | 4,307,149.84 | 4,307,149.84 | 4,345,657.21 |
| TOTAL GENERAL ACCOUNT INV. | 4,307,149.84 | 4,307,149.84 | 4,345,657.21 |

Bee County, Texas
Schedule of Investment Activity Texpool
For the Quarter Ended December 31, 2023

| Texpool Investments | Balance 9/30/2023 | Deposits | Withdrawals | Interest | Balance 12/31/2023 |
|---------------------------------|----------------------|-------------|-------------|---------------|-----------------------|
| 1. 012 General Account | 7,261.67 | 0.00 | 0.00 | 98.71 | 7,360.38 |
| 2. 080 Perm. School Fund | 3,640.27 | 0.00 | 0.00 | 44.27 | 3,684.54 |
| 3. 023 & 083 Health Care I & II | 2,520.01 | 0.00 | 0.00 | 39.31 | 2,559.32 |
| TOTALS | 13,421.95 | 0.00 | 0.00 | 182.29 | 13,604.24 |



April A. Cantu

April A. Cantu, Bee County Auditor

Bee County, Texas
Schedule of Investment Activity Texpool
For the Quarter Ended December 31, 2023

| MONTHLY BALANCES | October 2023 | November 2023 | December 2023 |
|-----------------------------------|------------------|------------------|------------------|
| 012 General Account | 7,294.76 | 7,326.90 | 7,360.38 |
| 080 Permanent School Fund | 3,656.84 | 3,673.04 | 3,689.78 |
| 023 & 083 Health Care Fund I & II | 2,531.48 | 2,542.58 | 2,554.08 |
| Total Monthly Balance | 13,483.08 | 13,542.52 | 13,604.24 |

| INTEREST EARNED | October 2023 | November 2023 | December 2023 |
|-----------------------------------|--------------|---------------|---------------|
| 012 General Account | 33.09 | 32.14 | 33.48 |
| 080 Permanent School Fund | 16.57 | 16.20 | 11.50 |
| 023 & 083 Health Care Fund I & II | 11.47 | 11.10 | 16.74 |
| Total Monthly Balance | 61.13 | 59.44 | 61.72 |

| INTEREST RATES | October 2023 | November 2023 | December 2023 |
|-----------------------|--------------|---------------|---------------|
| TexPool Investments | 5.3589% | 5.3724% | 5.3694% |
| Robert W. Baird & Co. | 2.72% | 2.72% | 2.72% |

| GENERAL ACCT INVESTMENTS | October 2023 | November 2023 | December 2023 |
|-----------------------------------|-----------------|-----------------|-----------------|
| General Fund 012 | 3,772.89 | 3,789.51 | 3,806.83 |
| Road & Bridge Fund 020 | 3,521.87 | 3,537.39 | 3,553.55 |
| TOTAL GENERAL ACCOUNT INV. | 7,294.76 | 7,326.90 | 7,360.38 |

Bee County Reserve Accounts - All Funds
Quarterly Management Report - Summary Statement of Investment Activity
As of December 31, 2023

| | Book Value | Market Value |
|--|--------------|--------------|
| Value at Beginning of Reporting Period | | |
| Date: 09/30/23 | 8,088,512.85 | 7,806,724.04 |
| Contributions of Funds to Account | | |
| Date: | 0.00 | 0.00 |
| Date: | 0.00 | 0.00 |
| Date: | 0.00 | 0.00 |
| Distributions of Funds from Account | | |
| Date: | 0.00 | 0.00 |
| Date: | 0.00 | 0.00 |
| Date: | 0.00 | 0.00 |
| Value at Beginning as Adjusted | 8,088,512.85 | 7,806,724.04 |
| Interest and Dividends Received this Quarter | 23,125.16 | 23,125.16 |
| Accrued Interest Purchased | 0.00 | 0.00 |
| Accrued Interest at End of Period | 38,426.10 | 38,426.10 |
| Less: Accrued Interest at Beginning of Period | (21,715.98) | (21,715.98) |
| Bond Premiums Amortized/Discounts Acreated | 19,607.37 | 19,607.37 |
| Recognized Gain on Sale(s) or Early Call(s) | 0.00 | 0.00 |
| Recognized Loss on Sale(s) | 0.00 | 0.00 |
| Other Fees or Costs | 0.00 | 0.00 |
| Advisory Fees Paid | (4,044.26) | (4,044.26) |
| Reverse Unrecognized (Gain) or Loss (Period Beginning) | N/A | 281,788.78 |
| Unrecognized Gain or (Loss) (Period Ending) | N/A | (197,894.14) |
| Value at End of Reporting Period | | |
| Date: 12/31/23 | 8,143,911.25 | 7,946,017.08 |
| Change in Value (Period Ending Less Period Beginning) | 55,398.40 | 139,293.04 |
| Days Elapsed during Reporting Period | 92 | 92 |
| Average Daily Change In Value | 602.16 | 1,514.05 |
| Daily change Multiplied by 365 Days | 219,787.12 | 552,629.98 |
| Weighted Average Daily Balance | 8,088,512.85 | 7,806,724.04 |
| Quarter Ended Annualized Total Return | 2.72% | 7.08% |

Certification: The following persons state affirmatively the following:

- 1) They have jointly prepared and reviewed this Quarterly Management Report; and
- 2) The investment portfolio and this report complies with State of Texas Government Code Title 10, Section 2256, et. seq. and Bee County Investment Policy.



 April Cantu, Bee County Investment Officer



 Joe Carter, Investment Advisor

Bee County General Reserve Fund
Quarterly Management Report - Summary Statement of Investment Activity
As of December 31, 2023

| | Book Value | Market Value |
|--|----------------|----------------|
| Value at Beginning of Reporting Period | | |
| Date: 09/30/23 | \$4,307,149.84 | \$4,210,959.21 |
| Contributions of Funds to Account | | |
| Date: 0.00 | 0.00 | 0.00 |
| Date: 0.00 | 0.00 | 0.00 |
| Date: 0.00 | 0.00 | 0.00 |
| Distributions of Funds from Account | | |
| Date: 0.00 | 0.00 | 0.00 |
| Date: 0.00 | 0.00 | 0.00 |
| Date: 0.00 | 0.00 | 0.00 |
| Value at Beginning as Adjusted | 4,307,149.84 | 4,210,959.21 |
| Interest and Dividends Received this Quarter | 9,362.57 | 9,362.57 |
| Accrued Interest Purchased | 0.00 | 0.00 |
| Accrued Interest at End of Period | 17,255.73 | 17,255.73 |
| Less: Accrued Interest at Beginning of Period | (6,544.15) | (6,544.15) |
| Bond Premiums Amortized/Discounts Acreated | 20,586.79 | 20,586.79 |
| Recognized Gain on Sale(s) or Early Call(s) | 0.00 | 0.00 |
| Recognized Loss on Sale(s) | 0.00 | 0.00 |
| Other Fees or Costs | 0.00 | 0.00 |
| Advisory Fees Paid | (2,153.57) | (2,153.57) |
| Reverse Unrecognized (Gain) or Loss (Period Beginning) | N/A | 96,190.61 |
| Unrecognized Gain or (Loss) (Period Ending) | N/A | (63,948.68) |
| Value at End of Reporting Period | | |
| Date: 12/31/23 | 4,345,657.21 | 4,281,708.51 |
| Change in Value (Period Ending Less Period Beginning) | 38,507.37 | 70,749.30 |
| Days Elapsed during Reporting Period | 92 | 92 |
| Average Daily Change In Value | 418.56 | 769.01 |
| Daily change Multiplied by 365 Days | 152,773.80 | 280,690.15 |
| Weighted Average Daily Balance | 4,307,149.84 | 4,210,959.21 |
| Quarter Ended Annualized Total Return | 3.55% | 6.67% |

Certification: The following persons state affirmatively the following:

- 1) They have jointly prepared and reviewed this Quarterly Management Report; and
- 2) The investment portfolio and this report complies with State of Texas Government Code Title 10, Section 2256, et. seq. and Bee County Investment Policy.



 April Cantu, Bee County Investment Officer



 Joe Carter, Investment Advisor

Bee County Health Care Reserve Fund
Quarterly Management Report - Summary Statement of Investment Activity
As of December 31, 2023

| | Book Value | Market Value |
|--|----------------|----------------|
| Value at Beginning of Reporting Period | | |
| Date: 09/30/23 | \$3,781,363.01 | \$3,595,764.83 |
| Contributions of Funds to Account | | |
| Date: | 0.00 | 0.00 |
| Date: | 0.00 | 0.00 |
| Date: | 0.00 | 0.00 |
| Distributions of Funds from Account | | |
| Date: | 0.00 | 0.00 |
| Date: | 0.00 | 0.00 |
| Date: | 0.00 | 0.00 |
| Value at Beginning as Adjusted | 3,781,363.01 | 3,595,764.83 |
| Interest and Dividends Received this Quarter | 13,762.59 | 13,762.59 |
| Accrued Interest Purchased | 0.00 | 0.00 |
| Accrued Interest at End of Period | 21,170.36 | 21,170.36 |
| Less: Accrued Interest at Beginning of Period | (15,171.83) | (15,171.83) |
| Bond Premiums Amortized/Discounts Acreated | (979.42) | (979.42) |
| Recognized Gain on Sale(s) or Early Call(s) | 0.00 | 0.00 |
| Recognized Loss on Sale(s) | 0.00 | 0.00 |
| Other Fees or Costs | 0.00 | 0.00 |
| Advisory Fees Paid | (1,890.68) | (1,890.68) |
| Reverse Unrecognized (Gain) or Loss (Period Beginning) | N/A | 185,598.17 |
| Unrecognized Gain or (Loss) (Period Ending) | N/A | (133,945.46) |
| Value at End of Reporting Period | | |
| Date: 12/31/23 | 3,798,254.04 | 3,664,308.57 |
| Change in Value (Period Ending Less Period Beginning) | 16,891.03 | 68,543.74 |
| Days Elapsed during Reporting Period | 92 | 92 |
| Average Daily Change In Value | 183.60 | 745.04 |
| Daily change Multiplied by 365 Days | 67,013.31 | 271,939.83 |
| Weighted Average Daily Balance | 3,781,363.01 | 3,595,764.83 |
| Quarter Ended Annualized Total Return | 1.77% | 7.56% |

Certification: The following persons state affirmatively the following:

- 1) They have jointly prepared and reviewed this Quarterly Management Report; and
- 2) The investment portfolio and this report complies with State of Texas Government Code Title 10, Section 2256, et. seq. and Bee County Investment Policy.



 April Cantu, Bee County Investment Officer



 Joe Carter, Investment Advisor



HISTORICAL MONTHLY AVERAGE PERFORMANCE

TexPool

FROM

10-2023



TO

12-2023



APPLY FILTERS

| AS OF | AVERAGE DAILY NET YIELD | AVERAGE DIVIDEND FACTOR | AVERAGE 7 DAY NET YIELD | AVERAGE DAILY ASSETS | AVERAGE WAM | AVERAGE WAL | PARTICIPANTS |
|------------|-------------------------|-------------------------|-------------------------|----------------------|-------------|-------------|--------------|
| 12-31-2023 | 5.3694% | 0.000147108 | 5.37% | \$29,562,359,861.56 | 39 Days | 98 Days | 2,825 |
| 11-30-2023 | 5.3724% | 0.000147189 | 5.37% | \$29,046,035,270.34 | 37 Days | 98 Days | 2,821 |
| 10-31-2023 | 5.3589% | 0.000146818 | 5.36% | \$28,999,182,843.28 | 28 Days | 90 Days | 2,814 |

DISCLOSURES

Performance quoted represents past performance which is no guarantee of future results. Investment return will vary. The value of an investment, when redeemed, may be worth more or less than the original cost. Current performance may be lower or higher than what is stated.

An investment in the Pool is not insured or guaranteed by any government or government agency. Although the manager of the Pool seeks to preserve principal, it is possible to lose money by depositing money in the Pool.

For more complete information, see the investment policy and information statement available on this website. You should consider the investment's objectives, risks, charges, and expenses carefully before investing. Information about these and other important subjects is in the investment policy and information statement which you should read carefully before investing.

Current and future portfolio holdings are subject to risk.

An AAAM rating by Standard & Poor's is obtained after Standard & Poor's evaluates a number of factors, including credit quality, market price exposure and management. Ratings are subject to change, and do not remove market risk. For more information on credit ratings, visit standardandpoors.com.

Federated Investment Counseling

Not FDIC Insured

May Lose Value

No Bank Guarantee

4196369681

